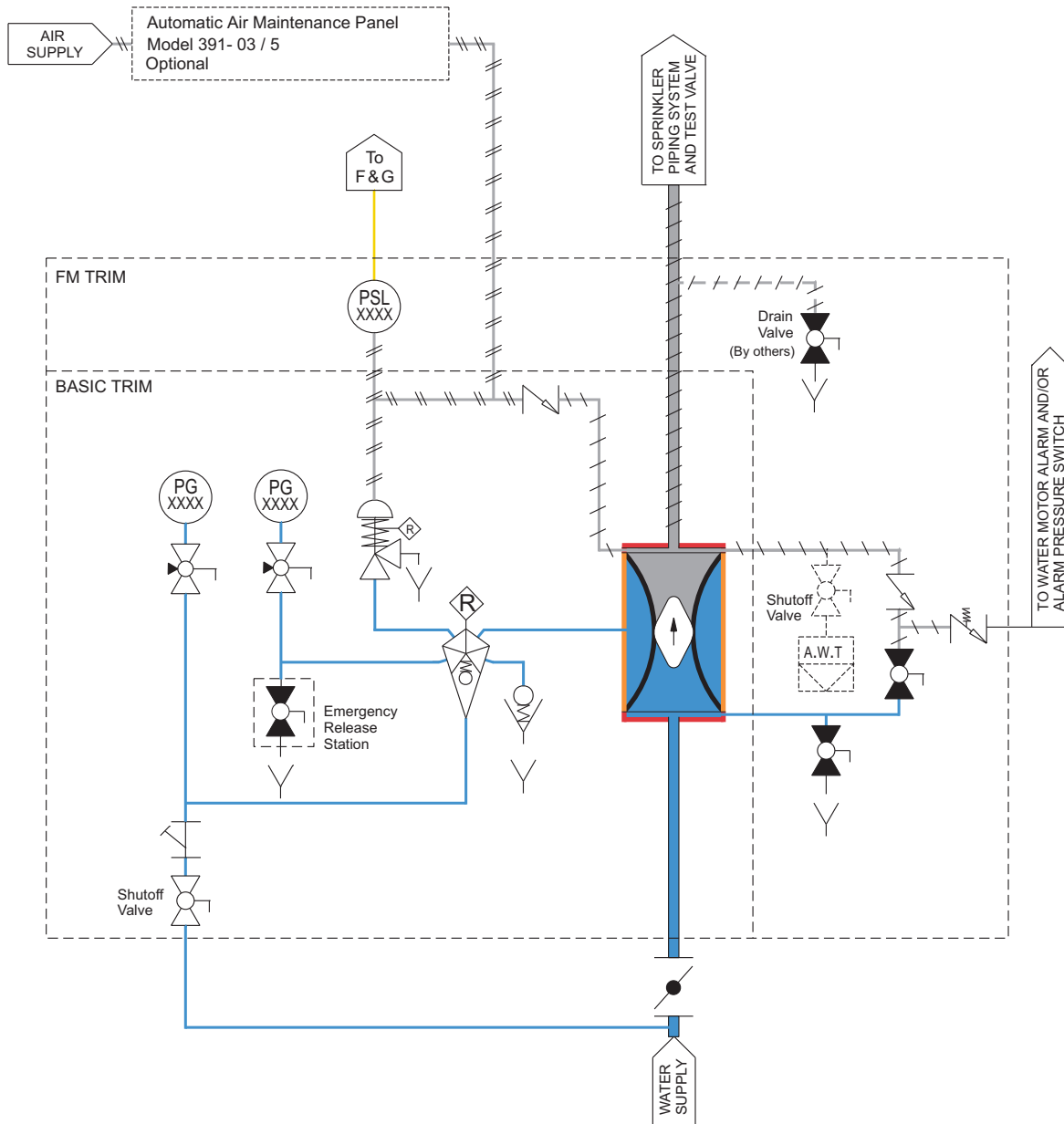





















# Series 700D-04E01

## Piping & Instrumentation Diagram



Inbal Dry Pipe Valve, Pneumatic Actuation, Local Resetting, Standard Material Control Trim



	<b>Inbal Automatic Water Control Valve</b> (series 700D)		Ball Valve, 2-Way, N.O. (series 351)		Ball Valve, 2-Way, N.C. (series 351)		Pressure Supervisory Switch (series 161)
	Flow Release Pilot (model 375-08)		Automatic Condensate Drain System		Pressure Gauge (series 131)		Pneumatic Actuator Resetttable, 2-Way, N.O. (model 379-08)
	Check Valve (series 371)		Automatic Drain Valve (model 373-08)		Water Supply Valve		Drain System
	Check Valve (model 371-12-01)		Pressure Gauge Valve (series 353)		Air Line		Electric Line
	Y- Strainer (series 31)		Air / Water Line		Water Line		