
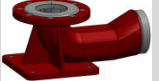


■ DATA SHEET MONITORS M2 – M7

WITH ALTERNATING CURRENT DRIVES, WITH FOAM PIPE (FP)
OR FOAM PIPE AND DEFLECTOR (FPD).



■ 1. GENERAL TECHNICAL DATA.

Type series	M2	M3	M4	M5	M7
Max. water flow rate	2500 l/min	4000 l/min	8000 l/min	12 000 l/min	20 000 l/min
Connecting flange (optionally)	DN65 PN16 DN80 PN16	DN80 PN16 DN100 PN16	DN100 PN16 DN150 PN16	DN150 PN16 DN200 PN16	DN200 PN16
	ASME B 16.5 150 lbs. 2 ½" ASME B 16.5 150 lbs. 3"	ASME B 16.5 150 lbs. 3" ASME B 16.5 150 lbs. 4"	ASME B 16.5 150 lbs. 4" ASME B 16.5 150 lbs. 6"	ASME B 16.5 150 lbs. 6" ASME B 16.5 150 lbs. 8"	ASME B 16.5 150 lbs. 8"
Elbow (optionally) 	G4" Male thread	G4" Male thread	G5" Male thread	G5" Male thread	-
Max. op. pressure	16 bar				



■ 2. SPECIFIC TECHNICAL DATA.

Alternating current drives of pivot mounting:	M2-AC	M3-AC	M4-AC	M5-AC	M7-AC
Corresponding nozzle	FP2 / FPD2-DC	FP4 / FPD4-DC	FP8 / FPD8-DC	FP12 / FPD12-DC	FP20 / FPD20-DC
Swivelling range	Horizontal 360° / vertical ±90° at smallest connecting flange each; +90° / -80° at largest connecting flange each				
Swivelling speed (H – Horizontal, V- Vertical)	H 8°/s // V 3°/s	H 9°/s // V 8°/s	H 6°/s // V 6°/s	H 6°/s // V 2°/s	H 6°/s // V 2°/s
Operating voltage	100 – 240 V AC 1-phase at 50 / 60 Hz				
Current consumption per drive	2.5 A	2.5 A	2.5 A	2.5 A	2.5 A
Protection class	IP 67				
Operating temperature	-25° C to +80° C				
Position indication	End switch				
Corresponding nozzle, direct current:	FPD2-DC	FPD4-DC	FPD8-DC	FPD12-DC	FPD20-DC
Operating voltage	24 V DC				
Current consumption	2.5 A				
Protection class	IP 66				

■ 3. FOAM PIPE (FP)

FOAM PIPE WITH DEFLECTOR (FPD)

The foam pipe ("Foam Pipe" = FP) is used to produce low-expansion foam; the discharge of water, however, is also possible. In foam operation mode, both the aspirated air and the foam agent/water mixture result in the generation of foam. The foam pipe is typically used to produce heavy foam at foam expansion rates of up to 15 (depending on the foam agent type and the operational parameters).



The deflector ("Foam Pipe Deflector") allows to form a two-dimensional spray jet as an alternative to the straight foam jet, enabling the foam discharge across a large surface. The linear drive mounted on the deflector allows stepless opening and closing also during operation. The nozzle is factory-set to a fixed extinguishing agent flow rate in accordance with the available system pressure. If requested, this setting can be adjusted later on.



■ 4. REACH AND REACTION FORCE.

Using the app at www.firedos.com/monitorapp, you can determine the reach curve and the reaction forces depending on your operating conditions.

INPUT PARAMETERS

■ **MONITOR TYPE** ▼
Monitor with a maximum water flow rate of up to 2000 l/min. Electric adjustment possible only.

■ **NOZZLE TYPE** ▼
The multi-purpose nozzle (MPN) is used to discharge either water or premix at a low expansion rate. Stepless adjustment between hollow jet and spray jet is possible.

■ **Flow rate**

■ **Pressure**

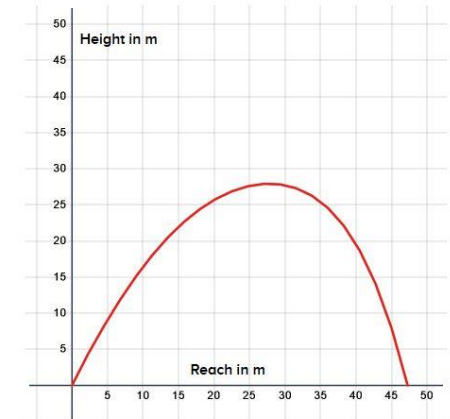
■ **Angle**

■ **Medium**

OUTPUT PARAMETERS

■ **Reach**

■ **Jet Reaction Force**

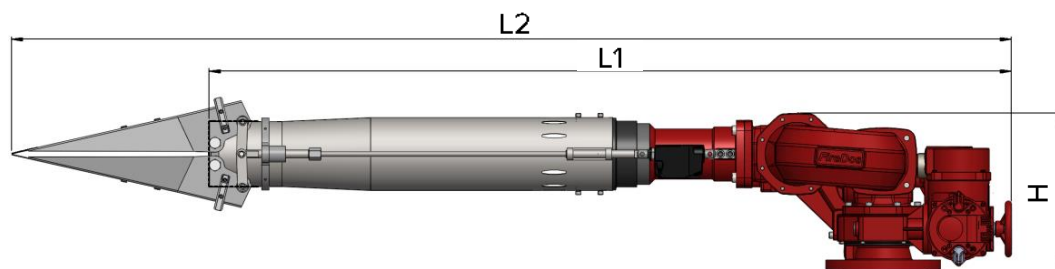


■ **Throw Height**


PDF



■ 5. DIMENSIONS.



	Length L 1	Width W	Height H	Weight
M2-AC / FP2	1485 mm	560 mm	430 mm	48 kg
M3-AC / FP4	1695 mm	725 mm	395 mm	61 kg
M4-AC / FP8	1990 mm	775 mm	390 mm	117 kg
M5-AC / FP12	2405 mm	825 mm	555 mm	150 kg
M7-AC / FP20	2950 mm	1015 mm	630 mm	221 kg



	Length L 2	Width W	Height H	Weight
M2-AC / FPD2-DC	1835 mm	560 mm	430 mm	53 kg
M3-AC / FPD4-DC	2150 mm	725 mm	395 mm	67 kg
M4-AC / FPD8-DC	2480 mm	775 mm	390 mm	125 kg
M5-AC / FPD12-DC	3055 mm	825 mm	555 mm	162 kg
M7-AC / FPD20-DC	3860 mm	1015 mm	630 mm	240 kg

■ 6. MATERIALS.

- Cast aluminium AlSi7Mg 0.3 with HC and powder coating
- AlMgSi1 with HC and powder coating
- Stainless steel V2A and V4A
- NBR
- Powder coating Red (RAL 3020) as a standard

■ 7. SPECIAL EQUIPMENT OPTIONS.

- Controls
- Swivelling unit to move between work and rest position

■ 8. MANUFACTURER.

FireDos GmbH, Auf der Kaulbahn 6, 61200 Woelfersheim, Germany
Phone +49 (0) 6036 9796-0, Email: info@firedos.de

We reserve the right to make modifications at any time.
All figures are approximate and subject to the particular version/equipment.