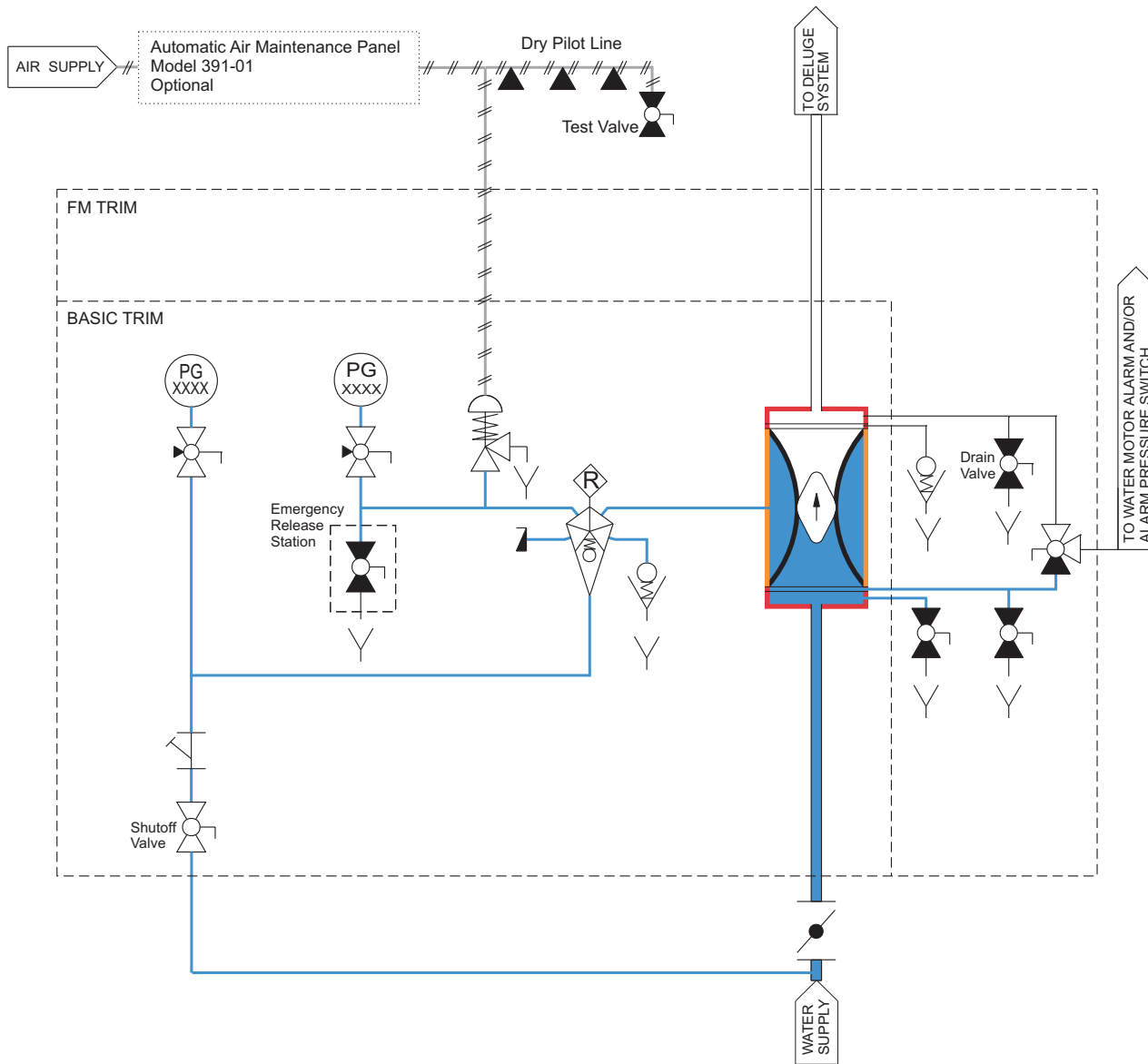



















Series 700DG-04B01

Piping & Instrumentation Diagram



Inbal Deluge Valve, Pneumatic Actuation, Local Resetting, Standard Material Trim



	Inbal Automatic Water Control Valve (series 700DG)		Pneumatic Actuator, 2-Way, N.O. (model 377-08)		Ball Valve, 2-Way, N.O. (series 351)		Automatic Drain Valve (model 373-08)
	Y-Strainer (series 31)		Flow Release Pilot (model 375-08)		Ball Valve, 2-Way, N.C. (Series 351)		Fusible Sprinkler
	Pressure Gauge (series 131)		Check Valve (series 371)		Alarm Test Valve, 3-way (series 347-08)		Drain System
	Plug		Water Supply Valve		Pressure Gauge Valve (series 353)		Air Line
							Water Line