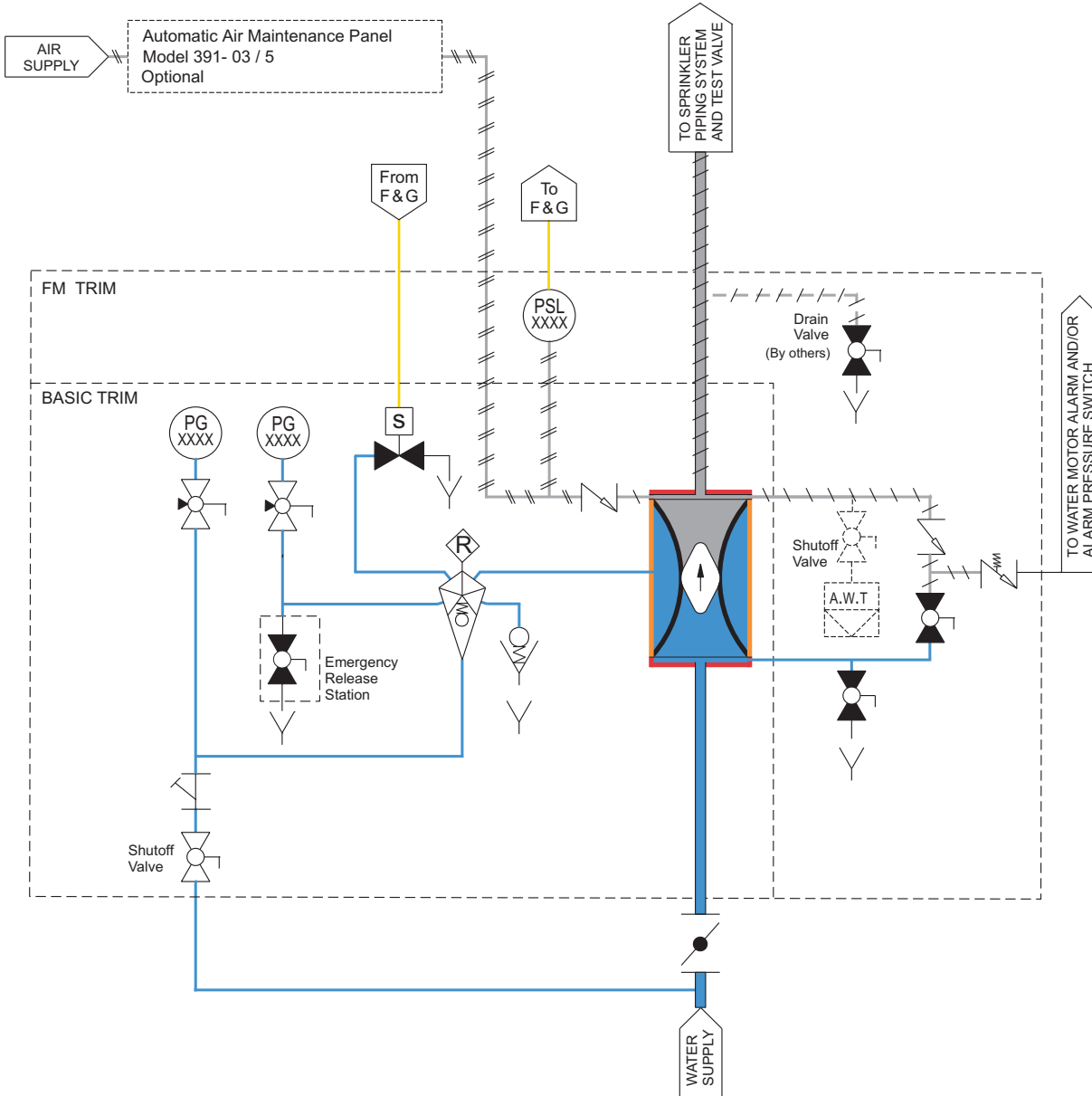





















Series 700D-04101

Piping & Instrumentation Diagram



Inbal Preaction Valve, Single Interlock, Electric Actuation, Local Resetting, Standard Material Control Trim



	Inbal Automatic Water Control Valve (series 700D)		Ball Valve, 2-Way, N.O. (series 351)		Ball Valve, 2-Way, N.C. (series 351)		Pressure Supervisory Switch (series 161)
	Flow Release Pilot (model 375-08)		Automatic Drain Valve (model 373-08)		Water Supply Valve		Drain System
	Y-Strainer (series 31)		Pressure Gauge Valve (series 353)		Pressure Gauge (series 131)		Air / Water Line
	Check Valve (series 371)		Automatic Condensate Drain System		Solenoid Valve, 2-Way N.C. (series 157)		Air Line
	Check Valve (model 371-12-01)						Water Line
							Electric Line