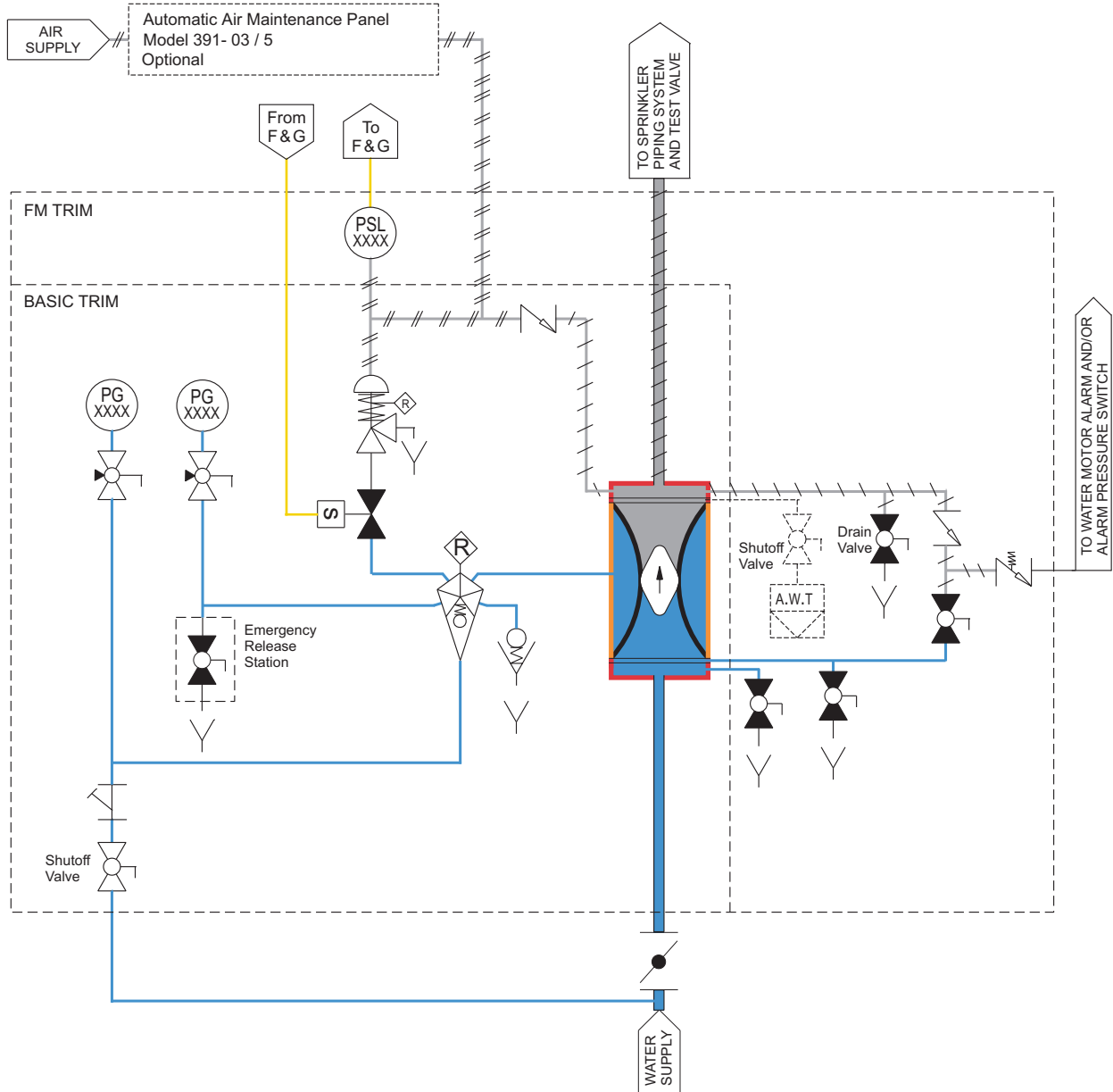






















# Series 700DG-04K01

## Piping & Instrumentation Diagram



Inbal Preaction Valve, Double Interlock, Electric Actuation, Local Resetting, Standard Material Control Trim



	<b>Inbal Automatic Water Control Valve</b> (series 700DG)		Ball Valve, 2-Way, N.O. (series 351)		Solenoid Valve, 2-Way N.C. (series 157)		Pneumatic Actuator Resetttable, 2-Way, N.O. (model 379-08)
	Flow Release Pilot (model 375-08)		Ball Valve, 2-Way, N.C. (series 351)		Water Supply Valve		Air Line
	Check Valve (series 371)		Automatic Drain Valve (model 373-08)		Pressure Gauge (series 131)		Water Line
	Check Valve (model 371-12-01)		Pressure Gauge Valve (series 353)		Drain System		Air / Water Line
	Automatic Condensate Drain System		Pressure Supervisory Switch (series 161)		Y- Strainer (series 31)		Electric Line