

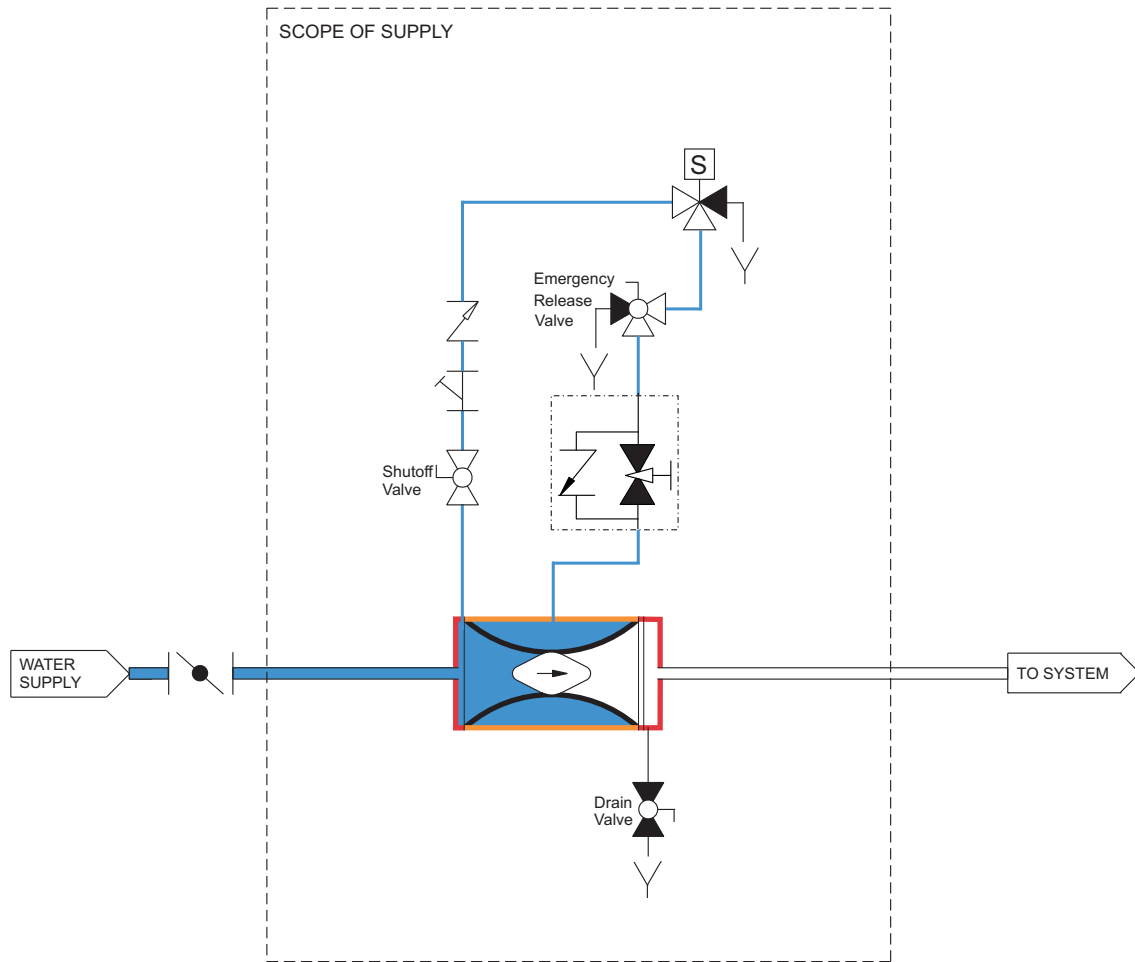
Series 700DX-02HME01-O

Piping & Instrumentation Diagram Sizes 1½" - 4" (40 - 100 mm)



v a l v e s

Control Valve, Electric Actuation, Standard Material Control Trim, with Opening Speed Control




 Inbal Automatic Water Control Valve (series 700DX)

 Y-Strainer (series 31)

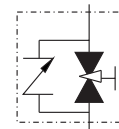
 Ball Valve, 2-Way, N.O. (series 351)


 Check Valve (series 371)

 Emergency Release Valve, 3-Way (series 347-08)

 Solenoid Valve, 3-Way (series 151)

 Ball Valve, 2-Way, N.C. (Series 351)

 Opening Speed Control (model 367-08)

 Drain System

 Water Line