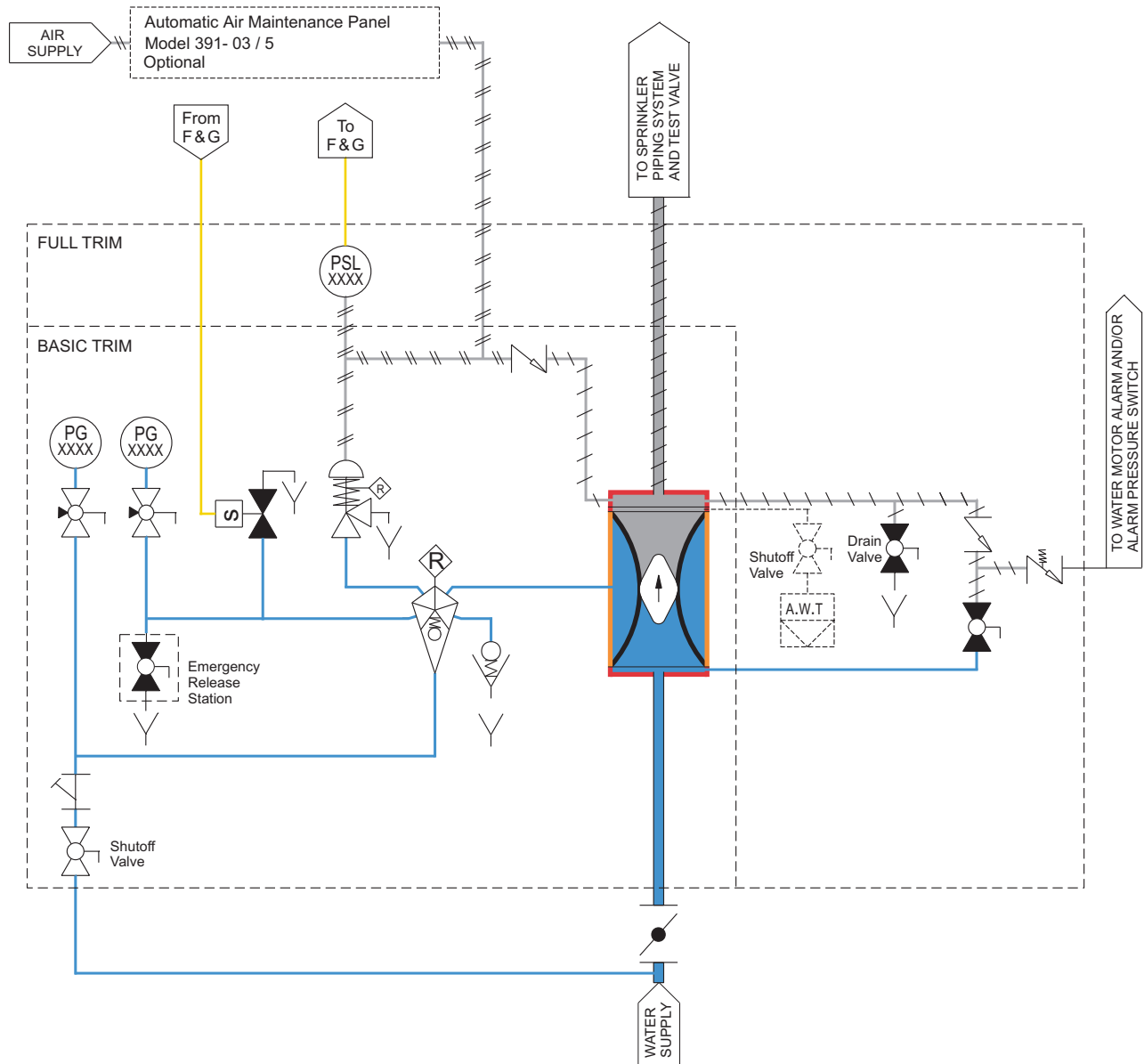






















Series 700DX-04G01

Piping & Instrumentation Diagram



Inbal Preaction Valve, Non Interlock, Electric Actuation, Standard Material Control Trim



	Inbal Automatic Water Control Valve (series 700DX)		Ball Valve, 2-Way, N.O. (series 351)		Pressure Gauge (series 131)		Pressure Supervisory Switch (series 161)
	Flow Release Pilot (model 375-08)		Ball Valve, 2-Way, N.C. (series 351)		Water Supply Valve		Pneumatic Actuator Resetttable, 2-Way, N.O. (model 379-08)
	Check Valve (series 371)		Automatic Condensate Drain System (A.W.T)		Drain System		Solenoid Valve, 2-Way N.C. (series 157)
	Check Valve (model 371-12-01)		Automatic Drain Valve (model 373-08)		Air Line		Electric Line
	Y-Strainer (series 31)		Pressure Gauge Valve (series 353)		Air / Water Line		Water Line