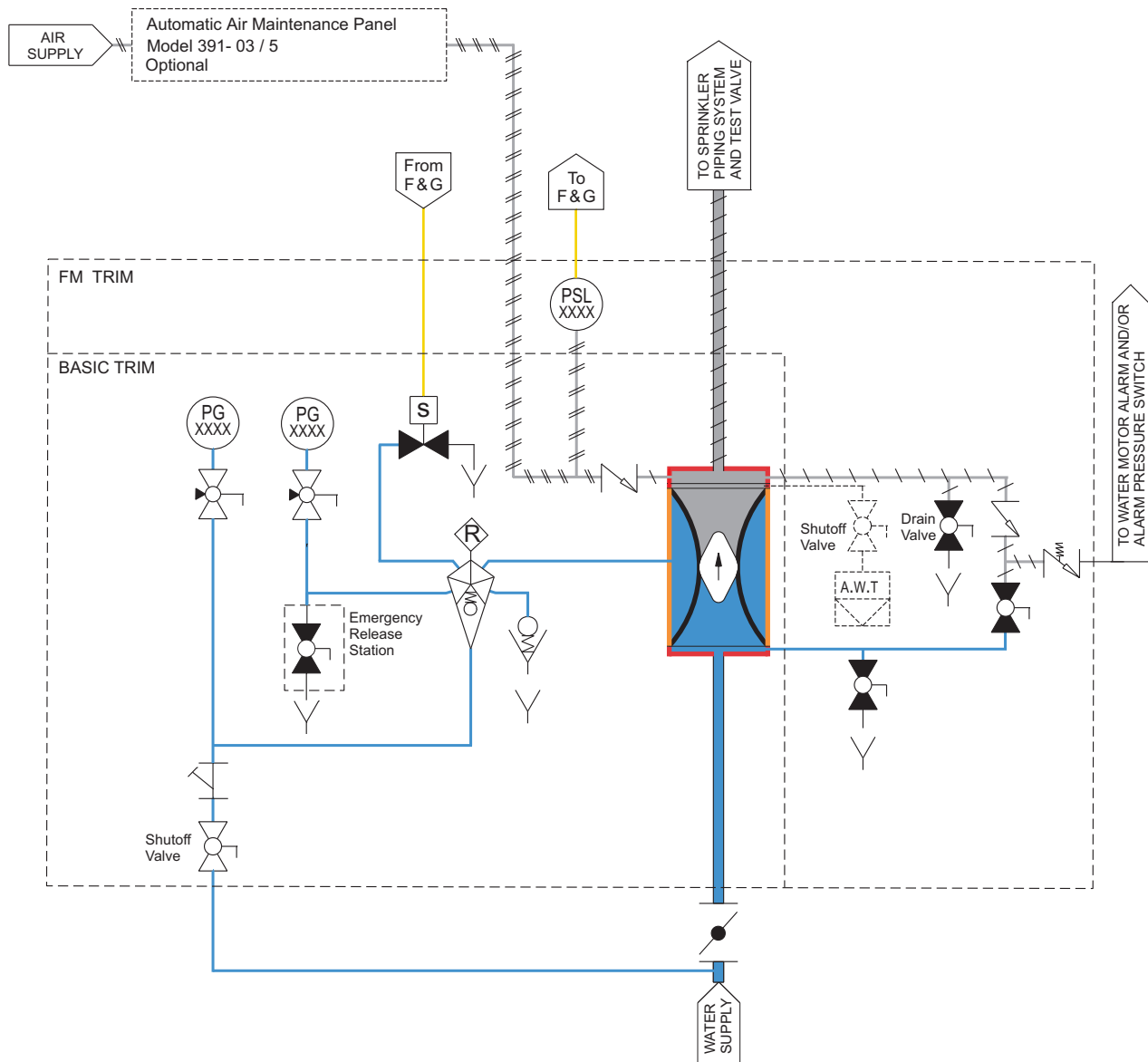





















Series 700DX-04I01

Piping & Instrumentation Diagram



Inbal Preaction Valve, Single Interlock, Electric Actuation, Local Resetting, Standard Material Control Trim



 Inbal Automatic Water Control Valve (series 700DX)	 Ball Valve, 2-Way, N.O. (series 351)	 Ball Valve, 2-Way, N.C. (series 351)	 Pressure Supervisory Switch (series 161)
 Flow Release Pilot (model 375-08)	 Automatic Drain Valve (model 373-08)	 Water Supply Valve	 Drain System
 Y-Strainer (series 31)	 Pressure Gauge Valve (series 353)	 Pressure Gauge (series 131)	 Air / Water Line
 Check Valve (series 371)	 Automatic Condensate Drain System	 Solenoid Valve, 2-Way N.C. (series 157)	 Air Line
 Check Valve (model 371-12-01)			 Water Line
			 Electric Line