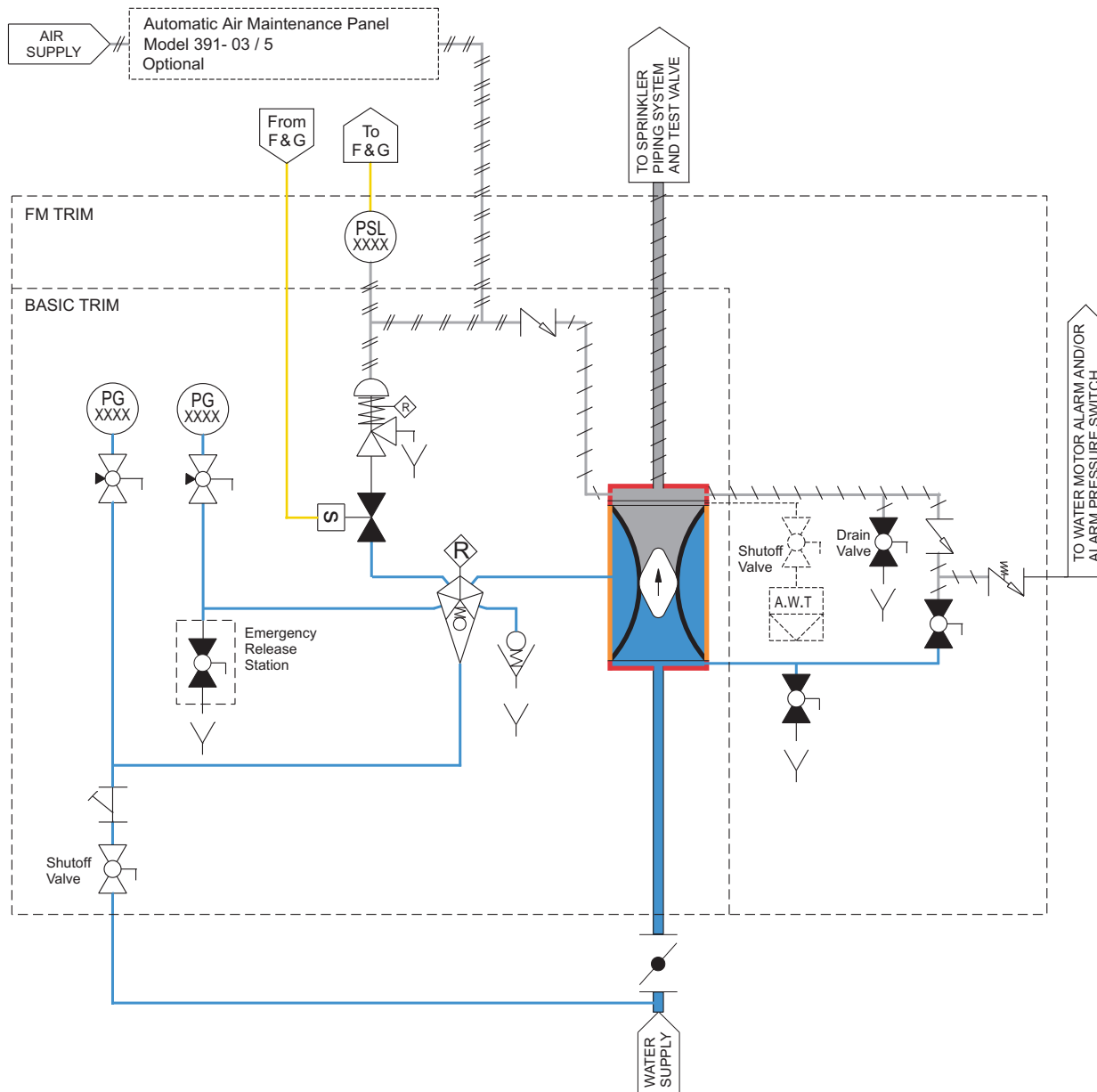






















Series 700DX-04K01

Piping & Instrumentation Diagram



Inbal Preaction Valve, Double Interlock, Electric Actuation, Local Resetting, Standard Material Control Trim



	Inbal Automatic Water Control Valve (series 700DX)		Ball Valve, 2-Way, N.O. (series 351)		Ball Valve, 2-Way, N.C. (series 351)		Pneumatic Actuator Resetttable, 2-Way, N.O. (model 379-08)
	Flow Release Pilot (model 375-08)		Automatic Drain Valve (model 373-08)		Water Supply Valve		Solenoid Valve, 2-Way N.C. (series 157)
	Check Valve (series 371)		Pressure Gauge Valve (series 353)		Pressure Gauge (series 131)		Air Line
	Check Valve (model 371-12-01)		Pressure Supervisory Switch (series 161)		Drain System		Water Line
	Automatic Condensate Drain System		Y- Strainer (series 31)		Air / Water Line		Electric Line